

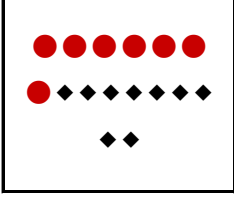
## ONLUK BİRLİK

Şekillerin gösterdiği onluk ve birlikleri inceleyiniz. Oluşan sayının değerini altına yazınız.

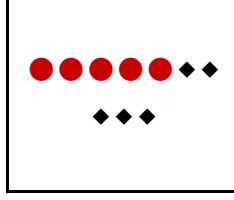
onluk




birlik



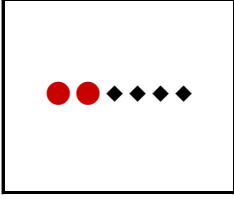
.....



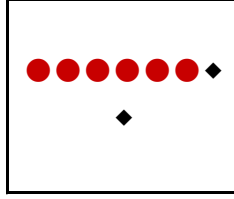
.....



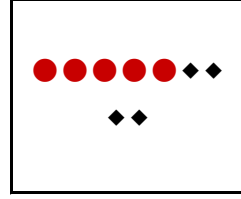
.....



.....



.....



.....


## ONLUK BİRLİK

Şekillerin gösterdiği onluk ve birlikleri inceleyiniz. Oluşan sayının değerini altına yazınız.


onluk




birlik




.....



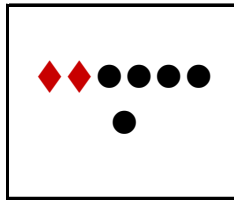
.....



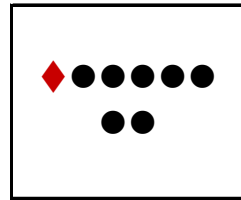
.....



.....



.....



.....

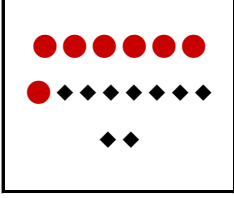
## ONLUK BİRLİK

Şekillerin gösterdiği onluk ve birlikleri inceleyiniz. Oluşan sayının değerini altına yazınız.

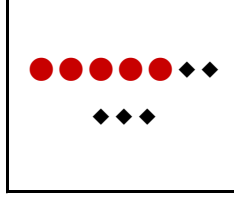
onluk




birlik



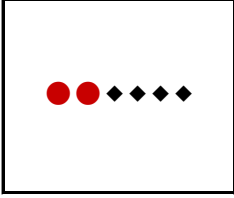
79



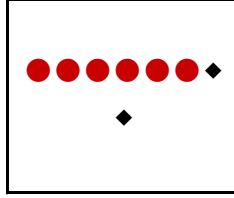
55



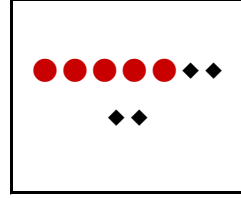
93



24



62



54


## ONLUK BİRLİK

Şekillerin gösterdiği onluk ve birlikleri inceleyiniz. Oluşan sayının değerini altına yazınız.


onluk




birlik




30



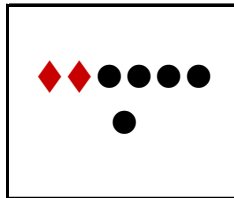
73



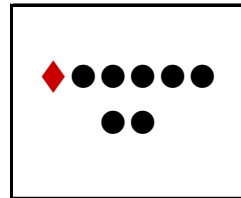
80



92



25



17