


## ONLUK BİRLİK

Şekillerin gösterdiği onluk ve birlikleri inceleyiniz. Oluşan sayının değerini altına yazınız.


onluk



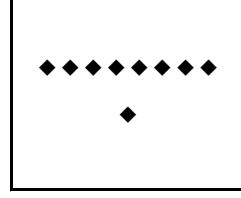
birlik




.....



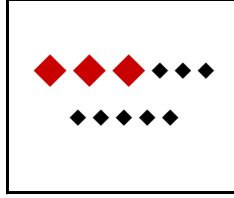
.....




.....



.....



.....



.....

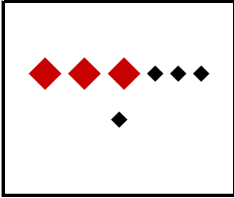
## ONLUK BİRLİK

Şekillerin gösterdiği onluk ve birlikleri inceleyiniz. Oluşan sayının değerini altına yazınız.


onluk




birlik




.....



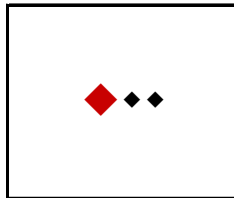
.....



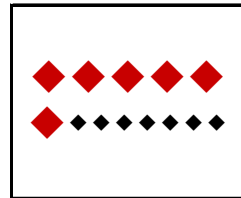
.....



.....



.....



.....

## ONLUK BİRLİK

Şekillerin gösterdiği onluk ve birlikleri inceleyiniz. Oluşan sayının değerini altına yazınız.


onluk



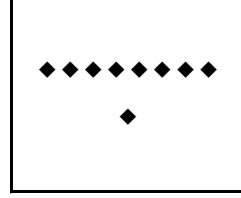
birlik




88



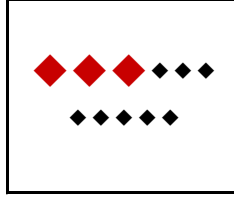
20




9



86



38



74

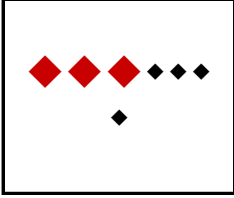
## ONLUK BİRLİK

Şekillerin gösterdiği onluk ve birlikleri inceleyiniz. Oluşan sayının değerini altına yazınız.


onluk



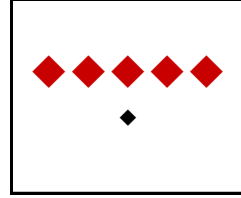
birlik




34



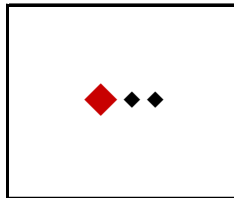
87



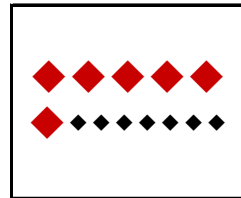
51



79



12



67